


Nuremberg, Germany
26 – 28.2.2019



embeddedworld

Exhibition & Conference

... it's a smarter world

SHOW REPORT

NÜRNBERG  MESSE

1. STRUCTURAL DATA

	TOTAL	GERMANY	INTERNATIONAL
Exhibitors	1,117 (1,021)	498 (473)	619 (548)
Visitors	30,895 (32,217)	18,199 (19,237)	12,696 (12,980)
Total exhibition space (in m²)	55,300 (49,000)	— (—)	— (—)
Exhibitor stand space (in m²)	28,820 (26,799)	16,219 (15,991)	12,601 (10,808)

2. CONGRESS

1,991

PARTICIPANTS & SPEAKERS

from **46** countries sourced information at **9** keynotes, **56** sessions and **12** classes of embedded world Conference and electronic displays Conference. The top themes were:

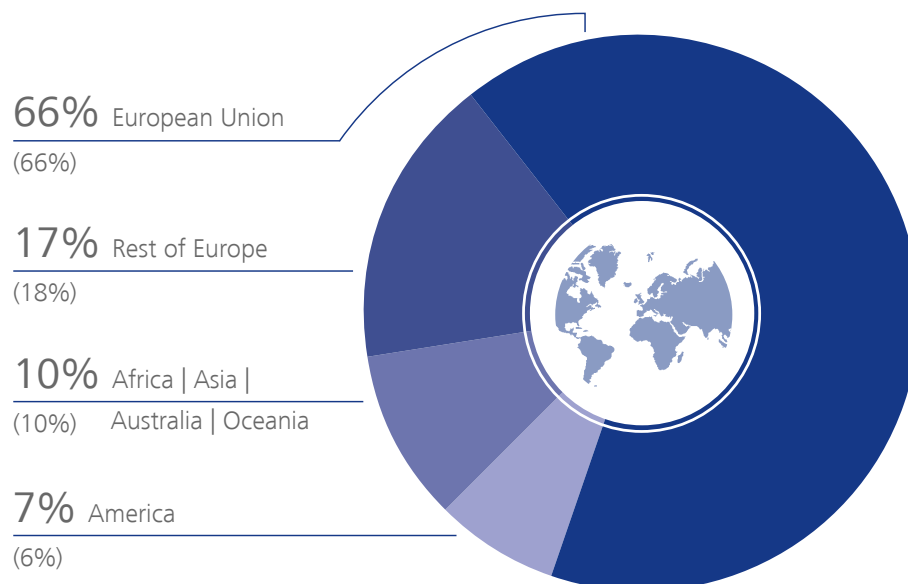
- Internet of Things
- Connected Systems
- Embedded OS
- Safety & Security
- Hardware Engineering
- Software & Systems Engineering
- Embedded Vision
- Autonomous & Intelligent Systems
- Embedded GUI & HMI
- System-on-Chip
- Touch Technologies & Integration
- Future Automotive Displays
- Micro OLEDs

3. SELECTED RESULTS OF VISITOR REGISTRATION

3.1 ORIGIN OF VISITORS

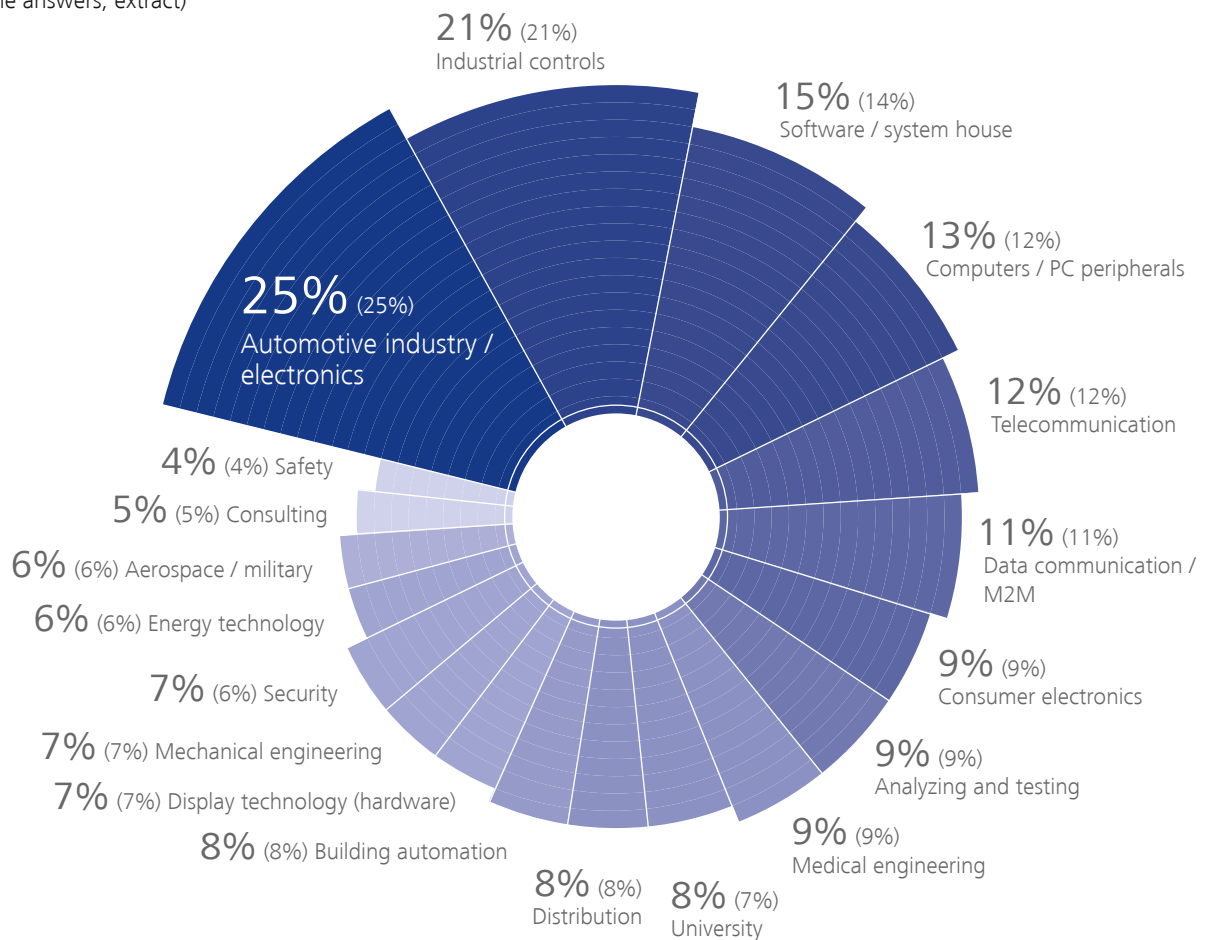


STRUCTURE OF INTERNATIONAL VISITORS



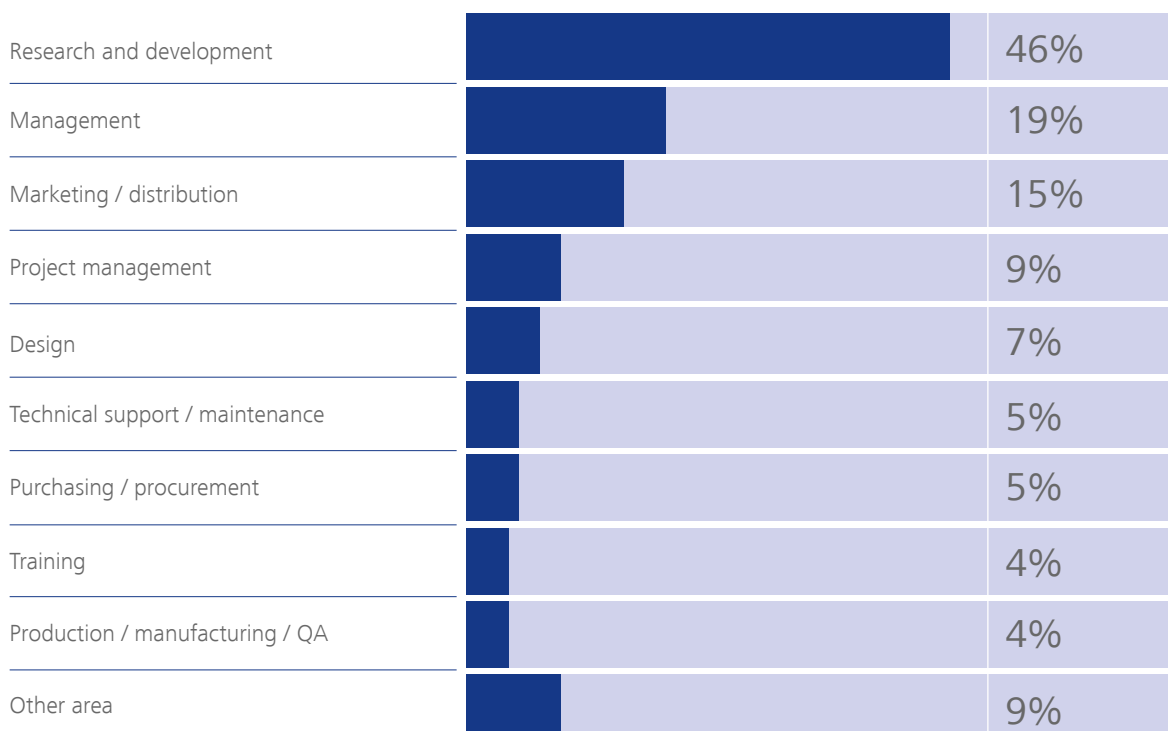
3.2 VISITORS' BRANCHES OF INDUSTRY

(Multiple answers, extract)



3.3 AREA OF RESPONSIBILITY*

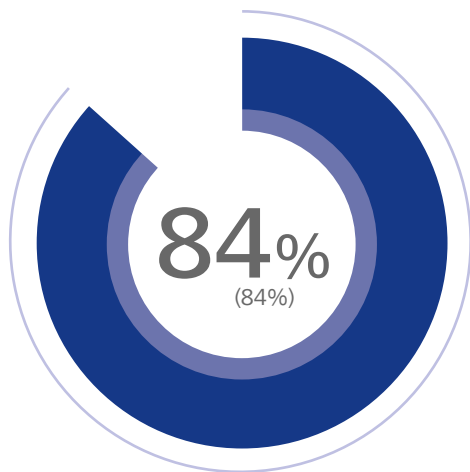
(Multiple answers)



4. SELECTED RESULTS OF VISITOR SURVEY

4.1 DECISION-MAKERS

How important would you rate your influence on decisions on purchasing and materials management?

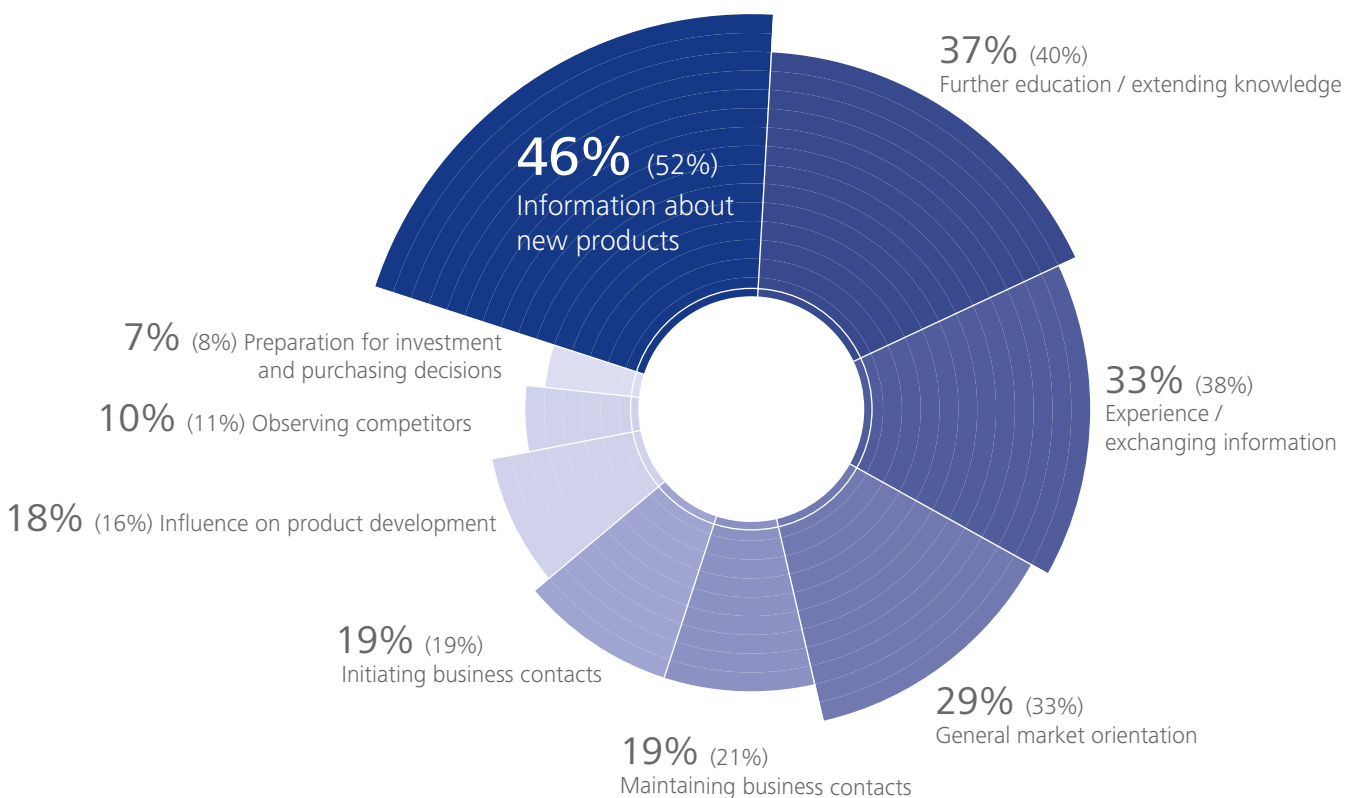


of the visitors are ...

involved in purchasing decisions
in their company.

4.2 MAIN REASONS FOR VISIT








What are the main reasons for your visit to embedded world 2019? (Multiple answers, extract)



4.3 PRODUCT GROUPS (main interest of visitors)

Which product groups mainly interest you at embedded world 2019? (Multiple answers, extract)












HARDWARE:

Components		35% (40%)
Hardware devices and modules for secure embedded systems		24% (27%)
Modules		23% (28%)
Electronic displays		17% (25%)
Embedded Vision		16% (*)
M2M / connectivity		13% (16%)
Systems for various applications		10% (14%)

TOOLS:

Hardware		39% (38%)
Software		38% (38%)

SYSTEM SOFTWARE:

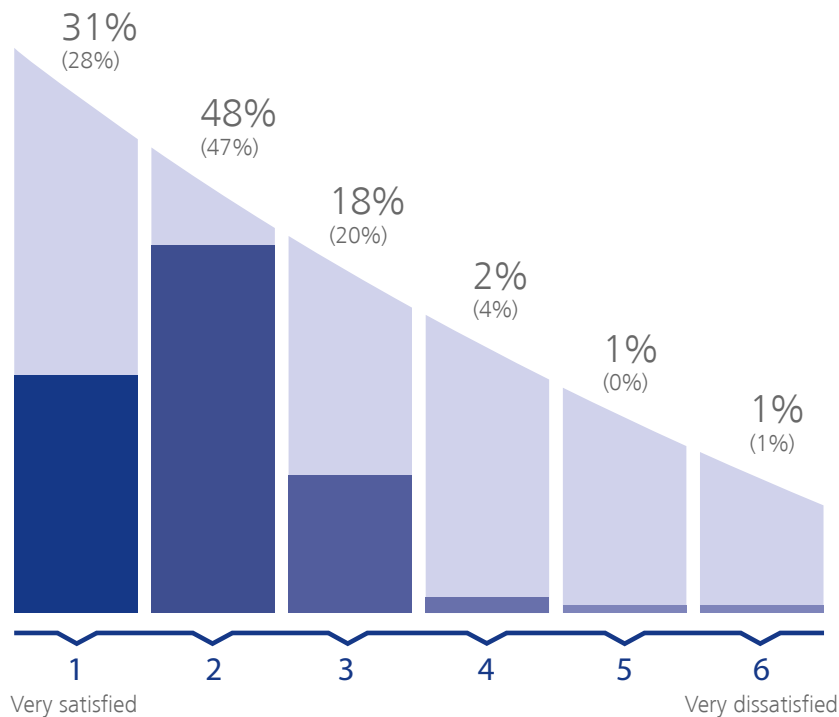
Artificial Intelligence		19% (*)
Software, algorithms and OS for secure embedded systems		17% (18%)
Operating systems		17% (21%)
Software libraries		12% (14%)
Data security		10% (9%)
Software for Embedded Vision		10% (*)
Communication software		10% (12%)
Visualisation		9% (10%)
BIOS		7% (7%)
Middleware		6% (10%)
Runtime environments		6% (7%)

SERVICES:

System development		13% (19%)
Electronic manufacturing		13% (16%)
Embedded security architectures		10% (12%)
Training		7% (9%)
Cloud services		6% (*)
Books		6% (7%)

4.4 SATISFACTION WITH EXHIBITS

Were you satisfied with the range of products/services presented at embedded world 2019?

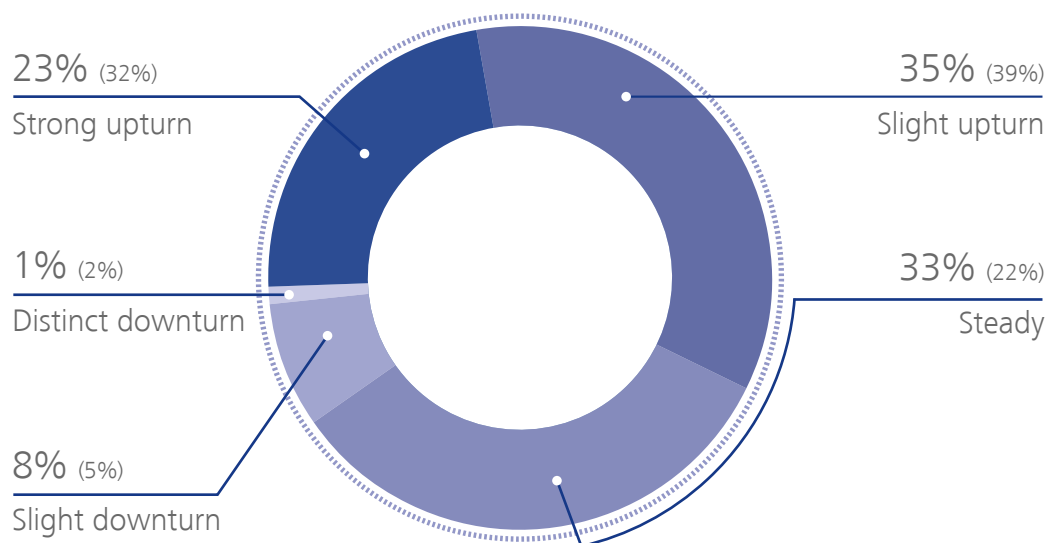


99%

99% (99%) of the visitors were satisfied with the range of products and services presented at embedded world 2019.

4.5 ECONOMIC SITUATION IN SECTOR

How do you rate the current economic situation in your sector?










5. SELECTED RESULTS OF EXHIBITOR SURVEY

5.1 PRODUCT GROUPS (of exhibitors)

Which group of products/services do you offer? (Multiple answers, extract)











HARDWARE:

Modules		23% (22%)
Hardware devices and modules for secure embedded systems		22% (21%)
Components		18% (21%)
Systems for various applications		16% (20%)
Electronic displays		14% (12%)
M2M / connectivity		11% (11%)
Embedded Vision		7% (*)

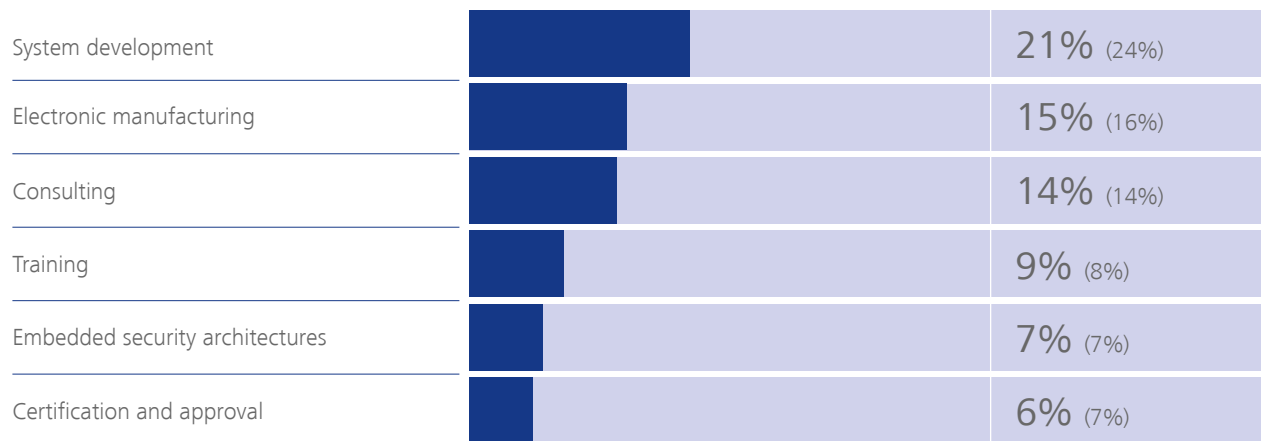
TOOLS:

Software		24% (28%)
Hardware		23% (27%)

SYSTEM SOFTWARE:

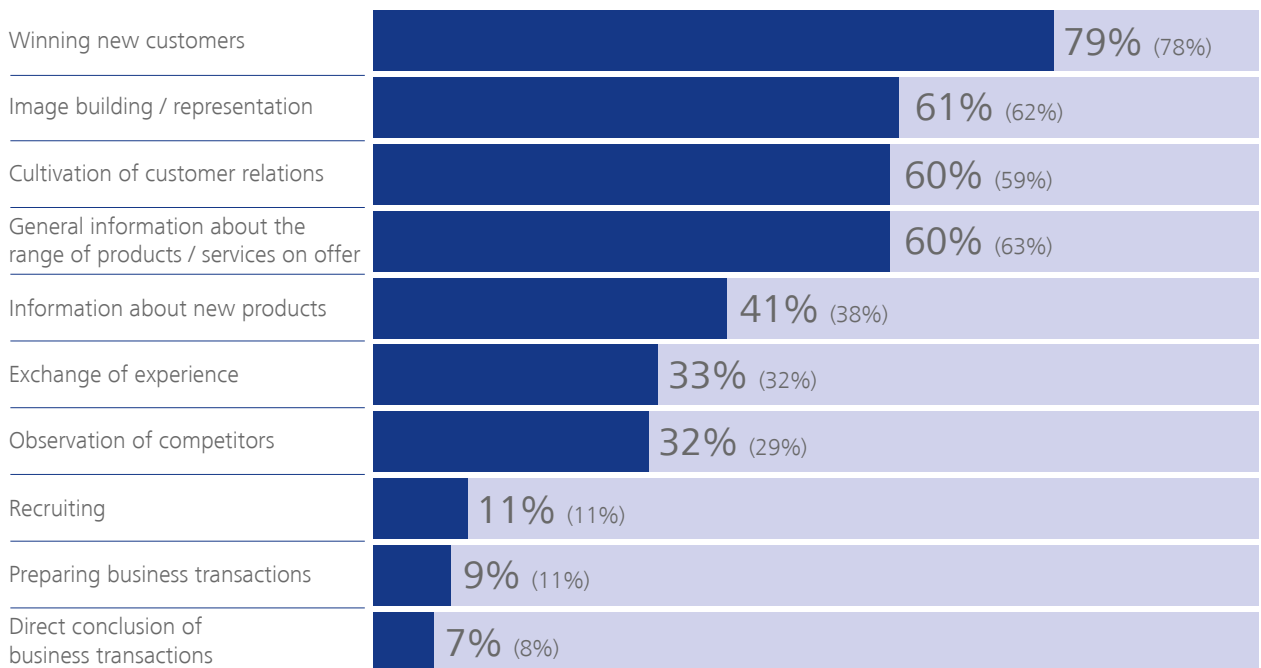
Software, algorithms and OS for secure embedded systems		10% (11%)
Operating systems		9% (11%)
Software libraries		8% (9%)
Communication software		7% (8%)
Artificial Intelligence		7% (*)
Middleware		7% (6%)
Software for Embedded Vision		7% (*)
Visualisation		6% (3%)
Remote device management software		5% (4%)
Runtime environments		5% (4%)

SERVICES:



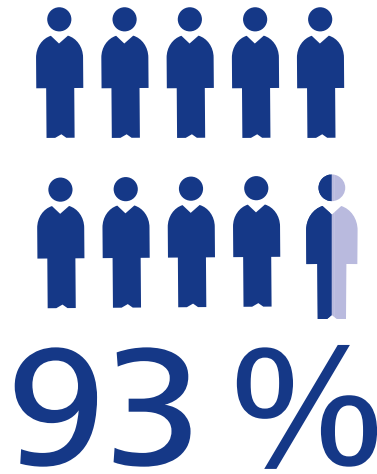
5.2 EXHIBITORS' OBJECTIVES

What were your company's objectives for exhibiting at embedded world 2019? (Multiple answers, extract)



5.3 TARGET GROUP ACCURACY

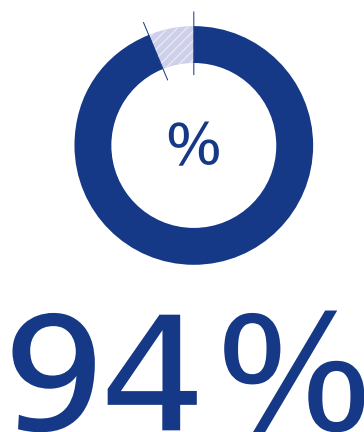
Did you reach your most important target groups at embedded world 2019?



93% (95%) of the exhibitors reached their most important target groups during embedded world 2019.

5.4 NEW BUSINESS RELATIONS

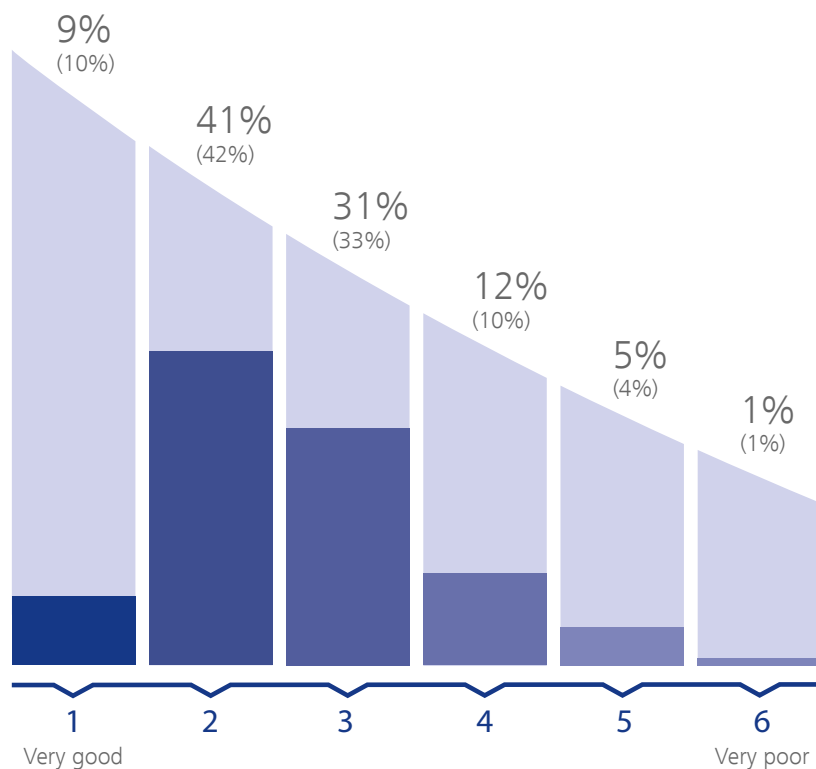
To what extent did your company make new business connections in the course of the fair?



94% (94%) of the exhibitors established new business relations.

5.5 QUALITY OF VISITORS

How do you rate the quality of the visitors at your stand?



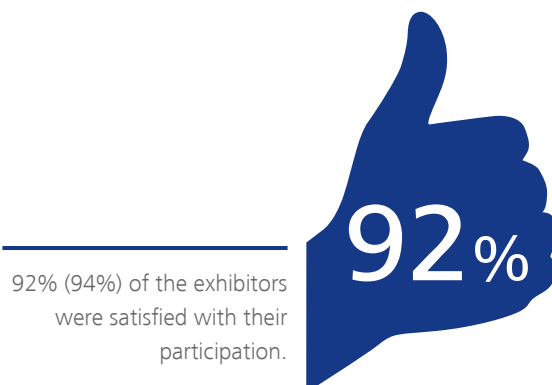
No answer: 2% (1%)

93 %

93% (95%) of the exhibitors were satisfied with the quality of the visitors at their stands.

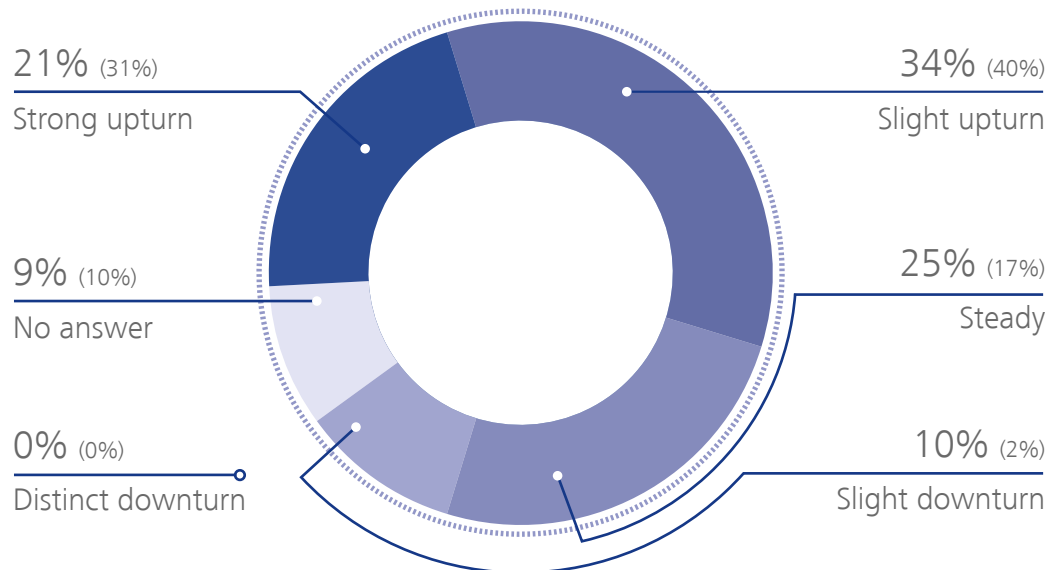
5.6 OVERALL SATISFACTION

How satisfied are you with exhibiting overall?



5.7 ECONOMIC SITUATION IN SECTOR

How do you rate the current economic situation in your sector?



MISCELLANEOUS

The structural data have been certified by FKM, the Society for Voluntary Control of Fair and Exhibition Statistics, Berlin.



Further information is available at **www.fkm.de**.

The representative surveys were carried out by a neutral market research institute in accordance with the FKM guidelines.

This show report is also available in German.

Other detailed results of the survey can be obtained from NürnbergMesse, Market Research,
T +49 9 11 86 06-0, F +49 9 11 86 06-82 28, info@nuernbergmesse.de.

March 2019
NürnbergMesse GmbH
- Market Research -